

A Sunday School Series



GOOD NEWS

from Mark

JESUS IS HERE!

SEE JESUS



LESSON 6

Mark 8:22-29



faithin**kids**

Contents

PREPARATION	3
ALL TOGETHER TIME	6
 7s and Under Lesson Plan	9
 8s and Over Lesson Plan	13
APPENDIX	
Lesson visual	17
Illustrations	18
Craft Sheet	19
Chat Time Sheet	21
Take Home Sheet	22
Overview	23

Jesus is here! Good news from Mark (Part 1)

Copyright © 2025 Faith in Kids

www.faithinkids.org

Free licence is granted to print or copy this material for personal or noncommercial use. All illustrations, crafts and worksheets may be re-sized, copied and used as required. They are restricted to use with Faith in Kids resources only. Any unauthorised copying and distribution other than stated is prohibited.

We recommend the International Children's Bible for use with children during the lesson. Our leader's notes use the New International Version.

Scripture taken from the Holy Bible, NEW INTERNATIONAL VERSION®, NIV® Copyright © 1973, 1978, 1984, 2011 by Biblica, Inc.® Used by permission. All rights reserved worldwide.

Scripture taken from the International Children's Bible®. Copyright © 1986, 1988, 1999 by Thomas Nelson. Used by permission. All rights reserved.

Cover design and illustrations by Alex Webb-Peploe | Lesson illustrations by Magriet Brink | Writing Team: Amy Smith, Ed Drew, Cathy Dalton, Jo Chamberlin, Lizzie Clarke

'All for the glory of God alone' (1 Corinthians 10:31)

See Jesus

Mark 8:22–29



Thank you for using a Faith in Kids resource. We want to hear your feedback so we can keep improving our resources. Please use the QR code above to fill out a short form or email us at info@faithinkids.org



Truth that changes me:

Good News! God has sent us Jesus, the Christ.



Faith in Kids looks like:

Children who clearly see who Jesus is.

Preparation



Where are we going?

This week we see Jesus open the eyes of a blind man in a slightly unusual way. After Jesus' first touch the man can only see fuzzy shapes. When Jesus touches him again, the man's eyes are fully opened. Following this miracle, Jesus poses a question – to his disciples and to us all – “Who do you say I am?”

Throughout this series in Mark's gospel we have seen Jesus do many amazing things – we have a lot of information and evidence pointing to his identity. We want the children in our groups to think about how they would answer Jesus' question – do they agree with Peter that Jesus is the Christ, God's promised King, the one that we all need?

Pray and read the Bible passage. Read **Where are we going** and **Look at the passage** to give you a better understanding of how to apply the truth.



Look at the passage

Fuzzy Sight (v22–24)

The blind man had an obvious problem, he couldn't even find his way to Jesus without the help of his friends. Jesus took the man's hand, spat on his eyes and asked him what he saw. His sight had improved but he couldn't see clearly – people looked like fuzzy trees walking around.

We have used the International Children's Bible for these leader's notes so that the language of Peter's answer to Jesus is consistent throughout the lesson.

continued →

GOOD NEWS
from Mark

JESUS IS HERE!

Like the blind man, we all share a problem, we don't automatically see who Jesus really is. We need to have our eyes opened to understand that Jesus is the Christ, the one God sent, the one that we need. Just knowing about Jesus is like having fuzzy sight, another step is still needed to see clearly.

Clear Sight (v25–26)

At the second touch of Jesus the man's eyes were opened and he could see clearly. For this man, there was an obvious before and after; once he was blind, now he could see and Jesus made it happen.

Each one of us needs this same transformation to happen in our lives. We need Jesus to open the eyes of our hearts so that we understand that he is more than just a man that did amazing things, he is the one God promised who has come to open our hearts and bring clarity. It takes a miracle for anyone to become a follower of Jesus, a miracle that is freely offered by Jesus to all who come to him.

Big Question (v27–29)

Jesus and his disciples headed north together to Caesarea Philippi. As they travelled, Jesus asked them the million dollar question that every human on the planet needs to decide an answer to, "Who do you say I am?"

The disciples have seen Jesus do incredible things - he has calmed a storm, healed a leper, given a paralysed man back his mobility, they even heard God announce his son's arrival as Jesus was baptised. Peter has a clear answer - Jesus is the Christ (International Children's Bible), God's promised King. As we walk away from the action so far in Mark's gospel - what is our answer?



Win my heart

You are a walking miracle, even on your worst, most ineffective, unimpressive day you are a living, breathing miracle! God, by his grace, despite the cost to himself, has reached into your life, opened your eyes and brought you to saving faith in Jesus. There once was a before when you were in the dark about who Jesus was (even if you don't remember it!). There is now an ever after where you see Jesus clearly; who he is, why he came, how much he loves you, how much you need him.

Your faith in Jesus is your single greatest and most unfading blessing in life - and it was all done for you. You could not open your own eyes. The gift of faith is just that, a gift, God did all the work to make it happen! That is a truth that silences our fears - *we literally can't mess this up* - and humbles our arrogance - *we did nothing to deserve it!*

For your heart, before you prepare the lesson.

Questions for your heart

- Who did God use to bring about the miracle of faith in your life?
- How does the truth of today's lesson humble you and encourage you?

continued →





5 minutes to focus on your group

How will you help the children understand the difference between knowing about Jesus and trusting that he is the Christ God sent (clear sight)? How can you help them to explore honestly their answer to Jesus' question about his identity and not just say what they think you want to hear? Pray for the miracle of faith in their hearts.

*What do the children in
your group need?*

*Pray that the Spirit
would help them:*

- *to grasp the truth*
- *to live it out*

GOOD NEWS
from Mark

JESUS IS HERE!



All together time



This has been written as an all-age slot to introduce the whole church family to what the children are learning today, but it could be adapted for the children's classes.

We usually recommend using the NIV, or whichever translation your church uses for sermons, in the all-age talk. However, this week we suggest you use the International Children's Bible so that the children hear Jesus described by Peter using the same language in both this talk and their lesson.



Props

A number of images of a rhino: 1 - a very close up of a patch of skin, 2 - its rear and tail, 3 - a leg, 4 - its face and horn, 5 - a whole rhino; a large eye made from three paper plates: plate one - an eyeball with a pupil drawn on it, plate two - cut in half and add eyelashes to make a half-open eyelid, plate three - add eyelashes and make a fully closed eyelid.



Plate 1



Plate 2



Plate 3



What to Say

I'm going to show you part of a picture, you have to work out what animal it is...

- *Show grey skin.* Can you think of an animal with grey skin? Elephant? Hippo? Dolphin? This is hard!

Let's look at another picture and see if it makes things clearer...

- *Show tail.* Oh, now we know it's not a dolphin! What do you think it is? It does look like an elephant now. Let's see the next picture...
- *Show leg.* OK, yep, elephants have big chunky legs and skin like armour, I think we've nailed it...
- *Show horn.* Wait, what!!!! That's not an elephant's nose - what's happened!
- *Show full picture.* Oh, it's a rhino! I forgot about them.



What to Do

Show pictures - talk through the process

Help them feel the confusion - they didn't see the full picture, they didn't get the right answer.

continued →

What to Say

We thought we knew what we were looking at - but we didn't have the big picture, did we? We saw, but we didn't see!

Over the last few weeks we've discovered lots of things about Jesus - a bit like seeing parts of the rhino.

As we finish the first part of our adventure in Mark's Gospel, we want to make sure that we have got the full picture about Jesus, and Jesus himself will help us do that.

One day, a man was brought to Jesus who had a problem with his eyes. He was blind, he couldn't see. Can you imagine not being able to see? It would be like living in the dark - no colour, not seeing where you are going.

Jesus spat on the man's eyes - I know, weird right!

Then Jesus asked the man, "Can you see anything?"

Now you probably think, "What a strange question to ask a blind man!?" But there's a big surprise. The man says, "Yes, I see people, but they look like trees walking around."

Amazing! The man could see, but not clearly. Everything was a bit fuzzy.

What to Do

Show the paper plate eye - closed (plate 1 at the back, plate 2 in the middle, plate 3 on top).



Show paper plate eye - half-open (remove plate 3).



Words taken from the ICB.

continued →

What to Say

What to Do

Jesus put his hands on the man's eyes again and his eyes were completely opened - he could see clearly, no fuzzy edges.

AMAZING - what a difference for that man! From blind to seeing, from dark to light - his life was completely changed.

Show paper plate eye - open (remove plate 2).



Just like that man, we have a problem. We start out not seeing who Jesus is, we don't know or trust in him.

But, good news! Jesus is here, he came into our world and did amazing things. They are written down in Mark's gospel so that we can see for ourselves!

Show closed eye (plate 3).

Here's a recap of some of the things we've seen. Jesus:

- Was baptised
- Healed a leper
- Forgave the paralysed man
- Called Levi to follow him
- Calmed a storm

Show some of the lesson images from the previous lessons (see lesson 1 p17, lesson 2 p17, lesson 3 p17, lesson 4 p17 and lesson 5 p18)

Just like our rhino, it's possible to have seen something of Jesus but to only have a fuzzy view of him. Someone might know all of these stories, without actually knowing who Jesus is.

Show half-open eye (plate 1 and 2).

As Jesus walked away from the healed man, he had a question for his disciples, "Who do you say I am?"

Jesus is asking the disciples who they really think he is. He is saying - "You've seen all of these things I have done - but are your eyes open? Do you get it?"

Peter gave a great answer. He said, "You are the Christ" - that means God's King. Peter has seen who Jesus is.

continued →



What to Say

What to Do

Jesus has the same question for us today, "Who do you say I am?"
Jesus is asking everyone if their eyes are open to who he really is.

Show open eye (plate 1).

What would you say? Maybe you could talk about this in the car or as you are walking home. "Who do you say Jesus is? Why do you say that?"

You could put these questions on a screen.

Do you remember how the blind man got his sight? Did he try really hard? Did he wake up one day seeing? No, **Jesus** opened the man's eyes!

The good news for all of us is that Jesus opens people's eyes to who he is. Jesus helps people who can't see clearly to understand that he is more than just a good or kind man - he is the Christ, God's King.

This is a miracle that is on offer to everyone, right now. We can pray and ask God to open our eyes to see Jesus clearly.

Pray/sing to finish.





7s and under



Get going

Blindfold Obstacle

Set up a simple obstacle course - round this chair, under the table, stand on a mat etc. The challenge is that they have to complete it blindfolded - not able to see.

Very young children could choose to have a guide lead them.

Time how long it takes them to complete the course blindfolded.

Repeat the challenge with the blindfold removed - much simpler and faster when they can see!

Link: In today's Bible story we meet a man who can't see - it's difficult for him to work out where to go. This man met Jesus, who opened his eyes and completely changed his life - a bit like taking off the blindfold!



Notes

Flexible resource: look at both lesson plans, pick what works for your group.

Use this activity to introduce today's theme.

Use a suitable Bible translation - we use the International Children's Bible (found online at www.biblegateway.com).

You will need: A blindfold, a pair of sunglasses with tape / strips of paper / stickers attached to the lenses to obscure sight, a selection of objects to play "guess what" with, an eye made from three paper plates: plate one - an eyeball with a pupil drawn on it, plate two - cut in half and add eyelashes to make a half-open eyelid, plate three - add eyelashes and make a fully closed eyelid, story image (page 18) and overview image (page 23) ready to show the children.



Teaching time



Fuzzy Sight (v22-24)

Have a number of everyday items ready for children to tell you what they are - e.g. banana, toy car, sock, pencil sharpener, hair clip.

Ask for a volunteer to put on a blindfold. Hold up an object, e.g. a banana. Can they tell you what it is even though they can't see? *No, they have to guess - they might guess right but it is just a guess.*

Explain that with the blindfold on, it is a bit like being blind/not being able to see. You are in the dark.

continued →

GOOD NEWS
from Mark

JESUS IS HERE!

Tell them that in today's Bible story, a man was brought to Jesus who had a problem with his eyes, he couldn't see, it was like being in the dark all the time. His friends had to bring him to Jesus because he couldn't see the way to go.

Show the story illustration and read verses.

Use the taped sunglasses to explain that after Jesus had put his hands on the man, he could see a bit - but not clearly.

Use the objects from earlier - it is easier to work out what I am holding with the glasses on, but it would still be hard to see enough to walk to school safely, or to cross a road. *Pass the glasses around so that all of the children can have a turn at looking through them.*

Before we knew anything about Jesus, we were like the man in the dark. We couldn't see Jesus at all. As we've heard about the amazing things that Jesus did, our blindfolds have come off and we can see a little bit more. Some people have a fuzzy sight of Jesus, like having these glasses on. They know some things about Jesus but they haven't seen clearly who he is yet.

Clear Sight (v25-26)

Read the verses - as you read them, remove the sticky glasses from the child so they can see.

Explain that Jesus touched the man's eyes and now he was able to see everything clearly.

Use the paper plate eye to show the difference between having an open eye, a shut eye or a partly open eye. Help the children to understand the difference. How do they think the man would have felt at different points?

Jesus did something amazing that day, he changed the man from being blind, to being able to see. Nobody else could help him, but Jesus was able to change his life completely.

Jesus is able to change us completely too - he can open our eyes to understand that Jesus isn't just good, kind and powerful - although he is all of those things. Jesus can help us to see clearly who he really is.

Big Question (v27-30)

Explain that today is the final part in this series from Mark's gospel.

Tell the children that after Jesus opened the man's eyes, he asked his followers a big question, "Who do you say I am?"

Jesus knew that they had seen all the amazing things he had done, things that no ordinary person could do - make blind people see, stop the storm, calm the wind and waves, heal the man with a skin problem, forgive sins (refer to the overview picture as you recap).

Peter had a brilliant answer: "You are the Christ" - the one God has sent, the King that we need. Peter has seen who Jesus is.

We have heard all the stories of the amazing things Jesus has done too. Jesus asks us the same question. Who do we think Jesus is - just a good man who did kind things? Or do we think, like Peter - "Jesus, you are the Christ, the King God has sent. You have done things only God can do."

continued →



Jesus can do a miracle for all of us and open our eyes to who he really is.

Use the paper plates to summarise. Jesus is good news for you and me, because he has come to change us -

- Show shut eye - from being stuck in the dark not knowing anything about Jesus.
- Show half-open eye - from just knowing some stories about Jesus and having a fuzzy view of who he is.
- Show open eye - to seeing who he really is - loving and trusting him as the King God sent.



A chance to rest the children's minds before Heart and Hands. Get moving and have fun with this game.

Make a craft and have a chat. Give the children time to reflect on today's big truth, so it can impact their hearts.


You will need: pages 19 and 20 printed on to paper, scissors, split pin, colouring items, wool, glue.



Brain break

Open the Eyes

Divide the children into teams, each team has a large sheet of paper with a number of eyes drawn on it, each "eye" is covered by a Post-it note. The children have to take it in turns to run relay style across the room to "open the eye" by removing one Post-it note at a time. The winning team is the first to open all the eyes.


 **Link:** Today Jesus opened the eyes of the man to see everything clearly, an amazing miracle. This is a miracle that Jesus can also do for us, opening our eyes to understand that he is the Christ, God's King.



Heart & hands

Craft time – Make a spinning eyes face

During the lesson children cut out the eye holes from the face and the spinning disk, and then decorate the face adding wool for the hair. Once decorated, make a hole on the nose in the location indicated and attach the spinning disk behind using the split pin.

 **Link:** Can the children retell the story using today's craft?

Think time

Big question: How did Jesus help the man in today's Bible story? *He opened his eyes so he could see.*

A follow up question: How does Jesus help you in the same way? *He helps us clearly see who he is.*

Pray

Dear God, thank you for all the good news we have heard about all of the good things that Jesus has done. Please open our eyes to understand who Jesus really is - the Christ, your King, the one that we need. Amen

GOOD NEWS
from Mark

JESUS IS HERE!



8s and over




Get going

Pin the Eyelash on the Eye

Stick a large sheet of paper up on the wall with a picture of an eye drawn on it. Have some strips of paper cut out in an eyelash shape, with some blue tack attached at one end.

Ask the children to volunteer to see if they can manage, while blindfolded, to stick an eyelash on the eye and get it in the right place. You could make it harder by spinning them around on the spot before they begin.

 **Link:** Have you ever had a problem with your eye - it's annoying to even get an eyelash in the wrong place. In today's Bible story Jesus helps a man who had a big problem with his eyes, he was blind and couldn't see anything.



Teaching time

Fuzzy Sight (v22-24)

Begin with a game of Pictionary - with a twist. One child is given a scene from a story in the series to draw (*Jesus' baptism, leper healed, paralysed man forgiven, Levi called, storm stilled*) and everyone else guesses the story. The twist is that two drawings have to be done wearing the blindfold and three wearing the fuzzy glasses. *If you have a large group, divide the children into teams so that everybody has a go at drawing. It could even be a competition.*

Read the verses. Explain that Jesus healed this man in an unusual way - we know from other things we have seen that Jesus could have just spoken and the man would have been able to see. This extra step of fuzzy sight helps us to understand something important.

Use the blindfold to explain that all of us start off blind to who Jesus is and how much we need him, we are stuck in the dark, just like the blind man needed friends to bring him to Jesus, we all need to be told the good news about Jesus - we need someone else's help.

continued →



Notes

Flexible resource: look at both lesson plans, pick what works for your group.

Use this activity to introduce today's theme.

Use a suitable Bible translation - we use the International Children's Bible (found online at www.biblegateway.com).

You will need: a couple of large sheets of paper, pens, blindfolds, pairs of sunglasses with some strips of tape / paper stuck on to the lenses (enough for each group to have a set each), overview picture (see page 23)

GOOD NEWS
from Mark

JESUS IS HERE!

Use the fuzzy glasses to explain that we can hear the stories of Jesus at church, at home, from our friends and we can know a lot more about him, but just knowing information about Jesus is like having fuzzy sight - you haven't got the clear picture yet.



Clear Sight (v25–26)

Read the verses, explain that when Jesus touched the man's eyes this time, he was able to see everything clearly, no blindfold, no fuzzy glasses, he can see Jesus as more than just a kind and clever man, Jesus is the one who can change darkness into light and blindness into sight.

This is the story of what it means to be a christian, this is the miracle that is on offer to you and me, Jesus can open our eyes from just knowing stuff about him, to seeing clearly who he is and why he came.

Big Question (v27–30)

As Jesus and his followers walked away from the village, Jesus asked them an important question.

Read the verses - highlight the question

Show the overview picture. Just like us, the disciples had seen all of the amazing things that Jesus had done, things that no ordinary person could do - he made a blind man see, stopped a storm, healed the man with a skin problem. Jesus' question to his disciples is one we need to answer too.

Peter's answer shows that he has understood that Jesus is more than a good man who did good things, it shows that he believes that Jesus is the Christ, God's King. Peter sees that Jesus is the one that God had promised to send, the one that the people needed.

As we walk away from this visit to Mark's gospel - what is your answer to Jesus' question?

- A good man who did good things?
- An important person to Christians?
- A made up fairy story?
- Someone I need to find out more about?
- God's King? God himself?

Whether we are new to hearing about Jesus or have heard lots of stories about him before, whether we are in the dark, have fuzzy sight or see clearly - the amazing news for all of us is that the miracle of having our eyes open to see Jesus clearly is on offer to everyone. This is a miracle that only God can do. We can pray and ask God to open our eyes to see Jesus clearly.

continued →

GOOD NEWS
from Mark


JESUS IS HERE!



Brain break

Blindfolded Balloon Tennis

Get the children into pairs and blow up enough balloons for one per pair. Start with both children blindfolded. How successfully can they hit the balloon to one another? Next, remove the blindfold from one child so that the pair are partially sighted. The children try to hit the balloon to one another again, with the child who can see giving instructions to the blindfolded one. Hopefully this is more successful! Finally, both children remove their blindfolds so the team can see clearly and enjoy a little more balloon tennis.

 **Link:** In the game you started out as a blind team, then your team could see a bit, finally you could see clearly. Jesus helps us all to be transformed from blindness to clear sight.



Heart & hands

Did you spot it?

- What problem did the man have at the start of the story?
- What could he see after Jesus helped him the first time?
- What was different by the end?

Work it out

- Why do we need Jesus to do the miracle of showing us who he is? Can't we just work it out for ourselves?
- What different answers could there be to Jesus' question, "Who do you say I am?" How would you answer?

Live it out

- How clearly do you think you see Jesus?
- If you still need a clearer picture of Jesus, what could you do to help yourself get one?
- If you see Jesus clearly, how does knowing who Jesus is change your life?

continued →



A chance to rest the children's minds before Heart and Hands. Get moving and have fun with this game.

If balloons are not appropriate for the children in your group, you could adapt this to throw soft balls or beanbags to one another instead.

We have found that this is where children make the most progress relating the Bible to their everyday lives. Please leave enough time for this section.

These questions can mostly be found on the Chat Time (see p.21) sheet which has been designed to aid your discussion. If possible, enlarge the page to A3 so you can work on it together. Make sure each child can still answer the personal questions honestly for themselves (e.g. hand out Post-it notes for them to write/draw their answers to these questions).

GOOD NEWS
from Mark

JESUS IS HERE!

Extra stretch

- Think about some of the answers people suggested to Jesus' question, "Who do you say I am?" How could we answer someone who gave a different answer from the one Peter gave? Use the statements from the end of the lesson if necessary and use the overview visuals to help.
- In this series, what have you seen Jesus have power over? Which things about Jesus surprised you? Which things amazed you?
- As part one of our time in Mark's gospel finishes, have you got any questions about Jesus - the things he has done or the things he has said? How could we get some answers before we look at part two another time?

Pray

Thank God that Jesus came to open blind eyes so that people would see who he is - God's King. Ask God to help you to see clearly who Jesus is, and to see how much you need him and to trust and follow him.




GOOD NEWS
from Mark



SEE JESUS


LESSON 6






GOOD NEWS
from Mark

JESUS IS HERE!







Heart & Hands Chat Time



Did you spot it?

What problem did the man have at the start?

What could he see after Jesus helped him the first time?


What was different by the end?



Work it out

Why do we need Jesus to do the miracle of showing us who he is?

What different answers could there be a Jesus' question, "Who do you say I am?"




How would you answer?



Live it out


How clearly do you think you see Jesus?
(Draw the eye that best describes how clearly you see Jesus)



If you still need a clearer picture of Jesus, what could you do to help you to get one?

If you see Jesus clearly, how does knowing who Jesus is change your life?

GOOD NEWS
from Mark



Take Home Sheet

Carry on the conversation at home and build faith with us!



Truth that changes me:

Good news! God has sent us
Jesus, the Christ.



Faith in Kids looks like:

Children who clearly see who Jesus is.



Look at the picture from today's story –
you could colour it in, then choose a path
to follow:

- "Talk together" gently starts a conversation about today's big truth.
- "Open the Bible" encourages you to read and apply the truth together.

Talk Together

Read the verses: *"They came to Bethsaida, and some people brought a blind man and begged Jesus to touch him... he put his hands on him and asked, 'Do you see anything?' He said, 'I see people; they look like trees walking around'. Once more Jesus put his hands on the man's eyes. Then his eyes were opened, his sight was restored, and he saw everything clearly."* Mark 8:22-25

Use the picture and the verses to answer:

- What problem did the man have at the start?
- What difference did Jesus make at first?
- What about by the end?

Jesus could have opened the man's eyes straight away. Doing it in two steps helps us see that it is possible to have a fuzzy view of Jesus and not see who he truly is. We need Jesus to help us to see clearly. Tell me:

- 3 things that you can see right now.
- 2 good facts you know about Jesus.
- 1 answer to the question Jesus asked his followers – "Who do you say I am?"

Live it out: This week, think of all the ways you hear about Jesus. Who tells you? What books or songs do you know about him? How can you find out more? Ask Jesus to open your eyes to see him clearly as the Christ, God's King.

A prayer to pray: Dear God, thank you that you can open our eyes to see Jesus. Please change us from darkness to seeing clearly. Amen.

Open the Bible

Read Mark 8:22-29 and use the picture to talk about some of the following questions:

7s and under

- What could the man see after the first touch from Jesus?
- What could he see by the end?
- What is your answer to Jesus' question in v29, who do you think Jesus is?

8s and over

- What did Jesus do for the man?
- What does that tell you about Jesus?
- What different answers might there be to Jesus' question in v29? How would you answer?

Live it out: Try completing an everyday task in the dark, or with a blindfold on, e.g. try to spread toast wearing a blindfold or clean your teeth in the dark. Life is much harder when you can't see what you are doing! Living without knowing who Jesus truly is, is like being in the dark. Good news, Jesus can open our eyes to see him clearly as the Christ – God's King who we need.

Pray: Thank God for the good news that Jesus is able to open our eyes to the good news that he is the Christ, God's King. Ask God to help you understand and see more of Jesus every day so that you can see clearly.







Faith in Kids exists to encourage, inspire and equip influencers of faith in children with support, training and resources.

Partner with us

We can offer this resource free of charge to churches everywhere because of the generosity of our supporters – people like you! Please consider partnering with us by giving monthly so that we can continue writing new resources.

To support us, please **click the link** or email us at **info@faithinkids.org**



www.faithinkids.org

© 2025 Faith in Kids

